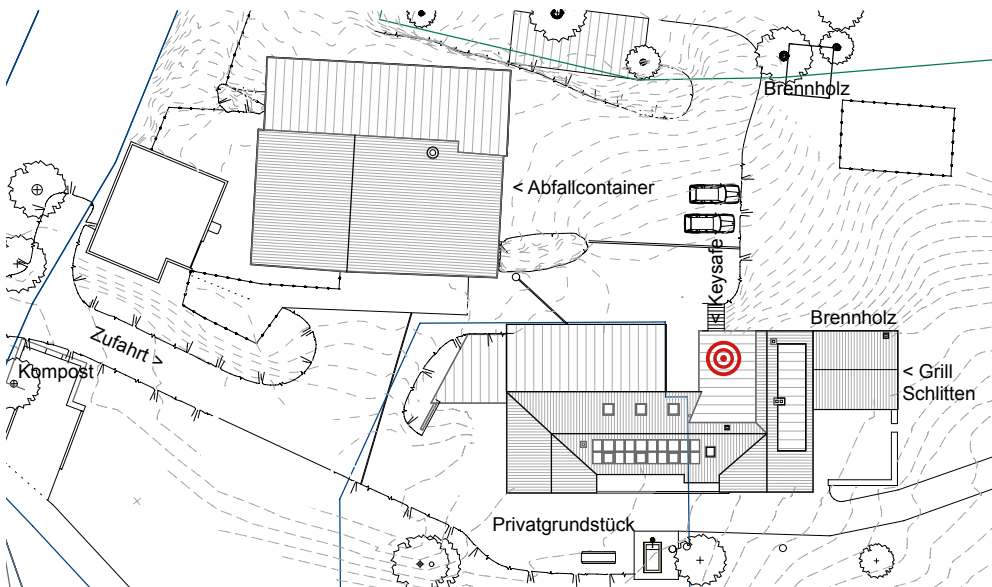
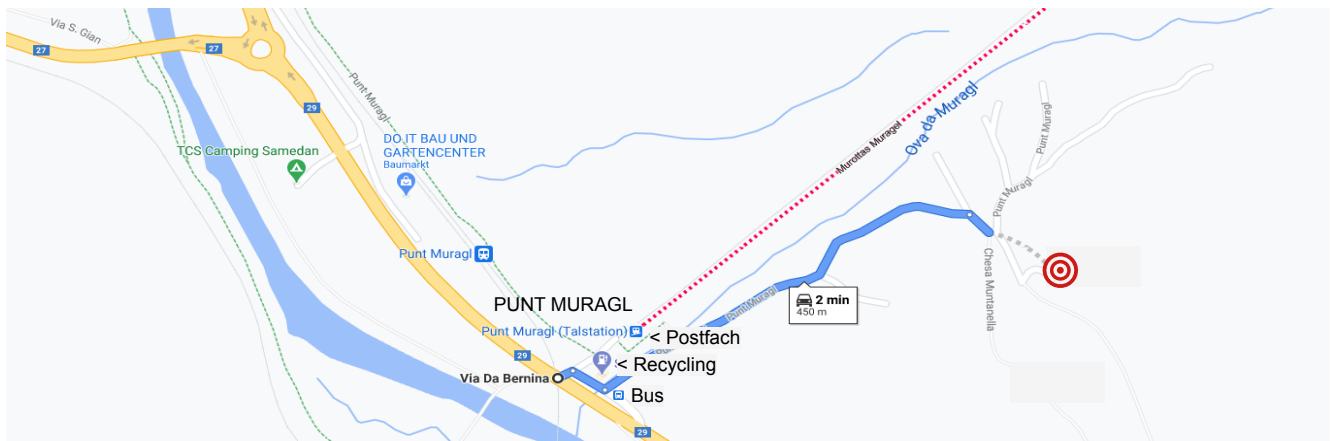
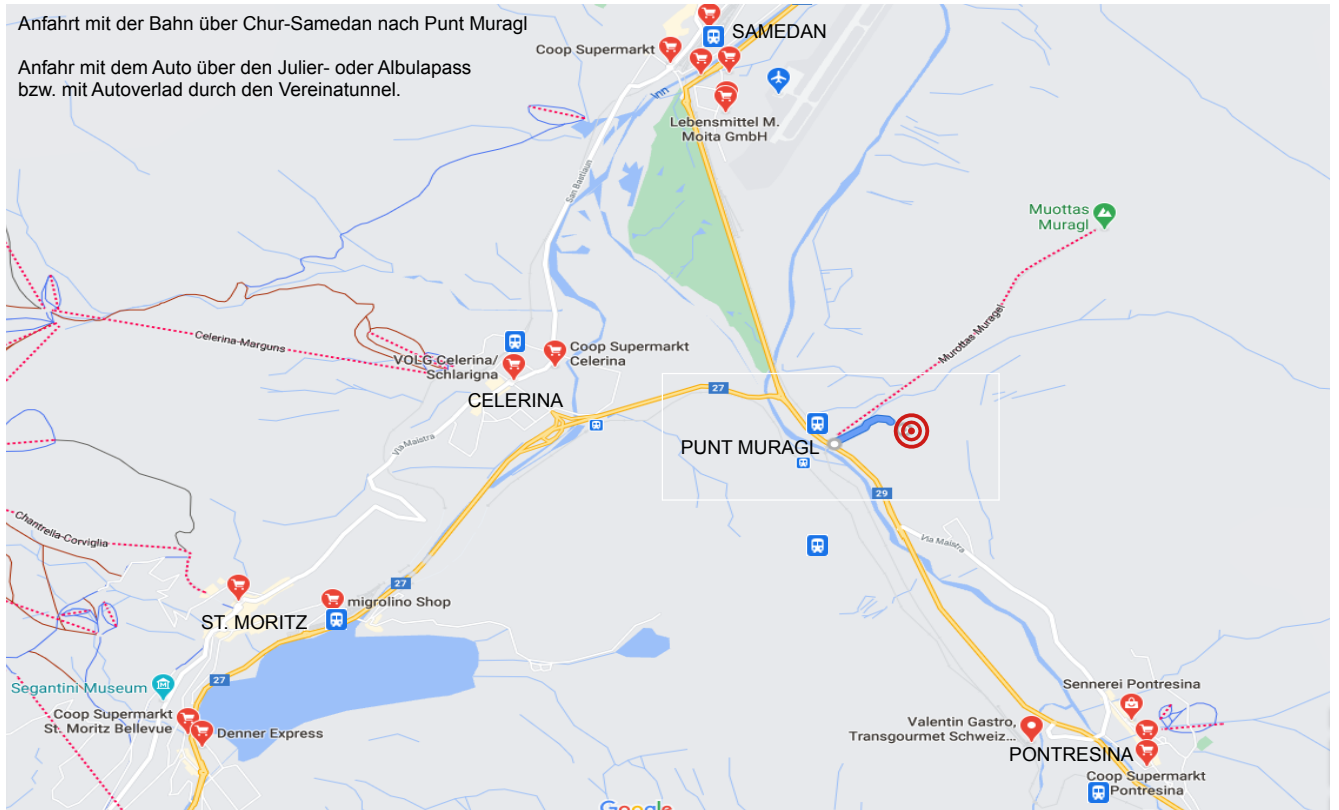


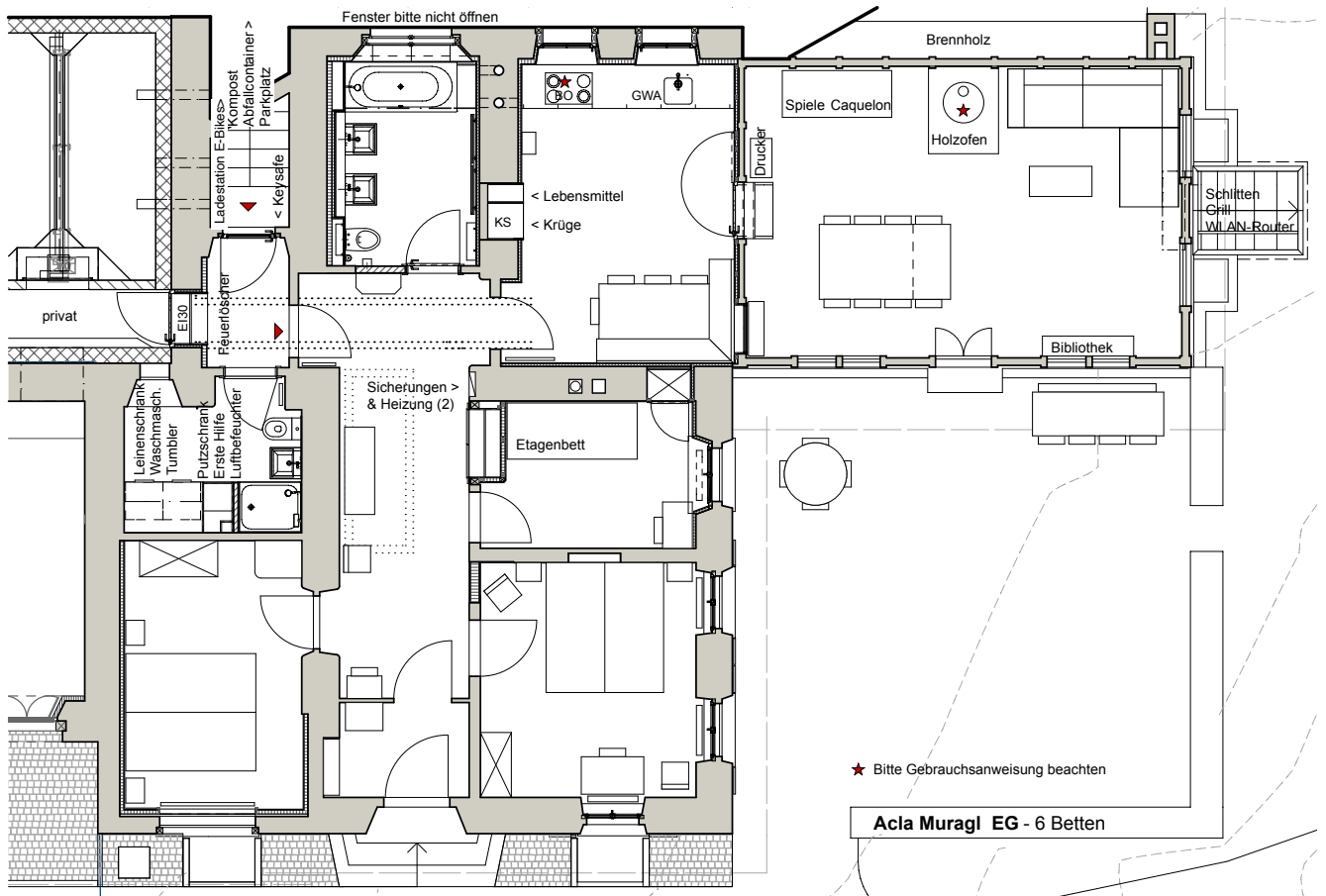
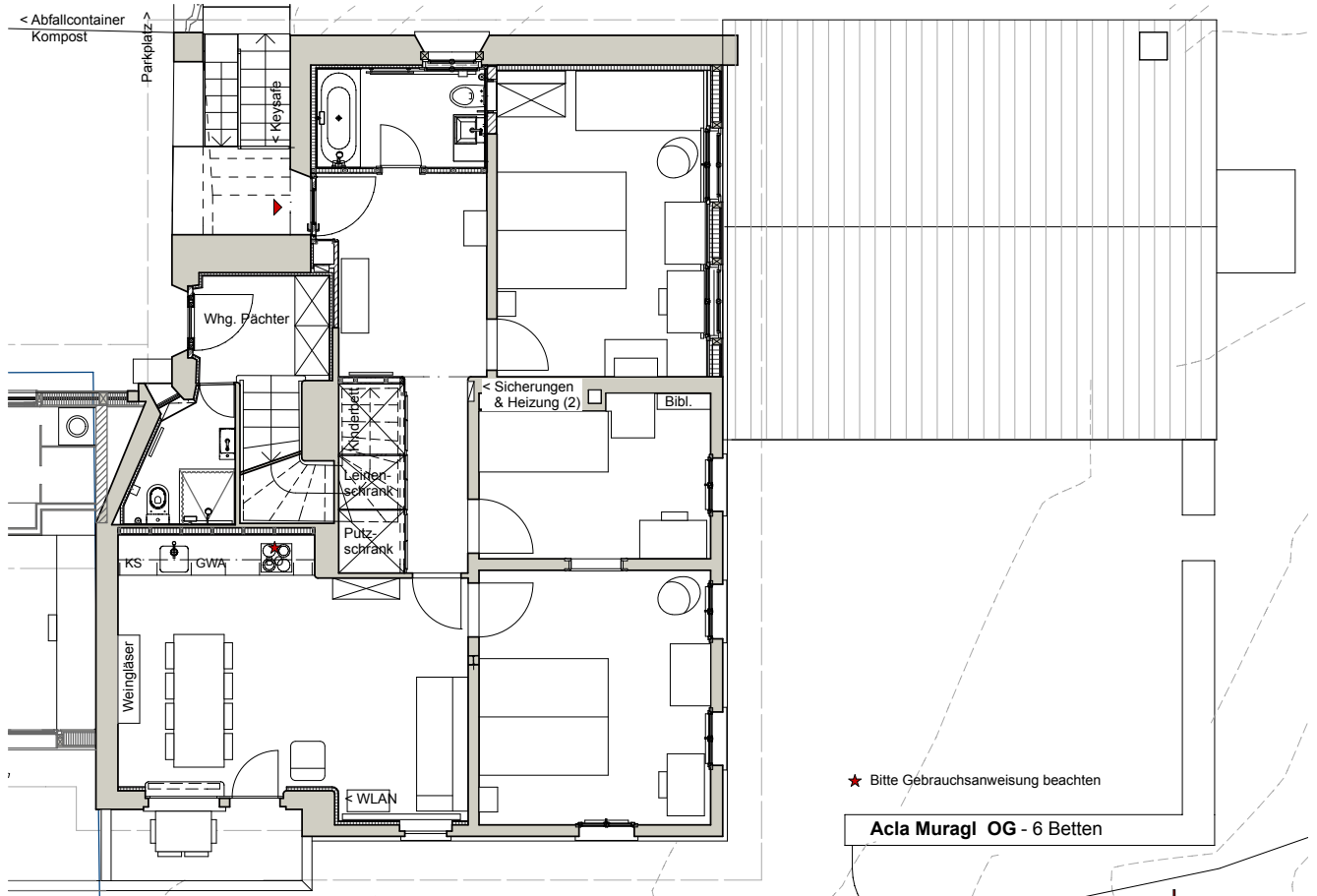
Vacation apartment on farm in the Engadin valley, Switzerland – How to get there

Anfahrt mit der Bahn über Chur-Samedan nach Punt Muragl

Anfahrt mit dem Auto über den Julier- oder Albulapass bzw. mit Autoverlad durch den Vereinatunnel.



Apartment floor plan



Checklist

Arrival (as of 3 PM)

- Remove the key from the keysafe (black box) next to the rear entrance of the ground floor apartment below the outdoor stairs. Fold down the cover, push down the reset button, enter the code sent by e-mail, press the rotary knob. Close the safe again (close the cover, turn the knob back, push the reset knob down).
- When arriving at night in the upper apartment, please be considerate of tenants in the top floor apartment.
- If necessary, take fresh bedding and towels from the clothes dryer on the ground floor, from the clothes line on the ground floor or from the linen closet (upper floor: in the corridor; ground floor: in the laundry room).
- Switch on refrigerator, if need be.
- If heating is needed, turn on in fuse box in the corridor (turn knob to 2).
- Please only park one car behind the house. Additional cars can be parked on the lot next to the funicular.

Stay

- WLAN has PW *7x2cv6mLD7su*. In case of malfunction, switch off WLAN router in the heating cellar for 2'.
- Follow the instructions attached to the left of the fireplace on the ground floor. Firewood can be found behind the house (see situation plan).
- Wooden floors are delicate. Please remove shoes or enter only with dry and clean shoes.
- Deposit compost on the lower manure heap at the entrance of the drive way.
- Put waste bags in the container in front of the stables.
- Dispose of paper, cardboard, glass, tin in the collection place next to the gas station at the bottom of the road.
- On the upper floor, please do not store garbage or diapers on the balcony.
- Damages found or caused by you can be recorded at www.aclamuragl.ch/unterhalt.

Important

- ! The **hay bales** must not be climbed on under any circumstances. If they become loose, they can become a life-threatening hazard. Please instruct children.
- ! **Smoking is prohibited** indoors. Please be **careful with candles**, the fireplace, stove, oven and bedside lamps.
- ! **Remove inflammable objects** from stone floor surrounding wood stove in lower apartment.
- ! Charge electronic **devices & batteries** only when you are present. Do not place them on flammable surfaces.
- ! Fire alarms can be disarmed by pressing the button in the middle.
- ! The **forecourt** in front of the house by the fountain with the large wooden table and benches **is private**.
- ! The farmers Patricia & Hannes Schmidt (apartment in the upper most floor) are not responsible for concerns of guest. They gladly serve guests with farm products and carriage rides: hofmuragl.ch
- ! Please turn on the **extractor hood** when cooking in the upper flat.

Mail transfer

- Mail transfer to the mailboxes at the Muottas Muragl station is possible. The mailbox key is next to the entrance door.

Mail: Ferienwohnung
Acla Muragl 9
Postfach
7503 Samedan


Packages (only if urgent):

Guest's name
c/o Patricia & Hannes Schmidt
Acla Muragl 5
7504 Pontresina Departure

Departure (latest 10 AM)

- In case of external cleaning, please contact Simona Rogantini three days before departure by mail simonarogantini@hotmail.it or WhatsApp +39 339 83 87 500. Fill out cleaning order and leave on dining table, deposit bed linen and towels in laundry room, start first wash cycle.
 - Please replace food and household products. Kindly use organic products.
 - Stow sled and grill in the cellar.
 - Unplug music system.
 - Switch off refrigerator.
 - Leave mailbox key next to front door.
 - We are happy about an entry in the guestbook.

 - In case of cleaning by guests, wash and hang bed linen and towels, or tumble dry, clean dry cleaner lint tray.
 - Freshly dress beds (upstairs white comforter covers, downstairs brown).
 - Clean fireplace (empty ash container onto compost, clean glass with damp newspaper dipped in ash).
 - Vacuum wood floors and dampen with “TripTrap” oil; observe quantity ratio
 - Clean stove and oven with special cleaner and scraper. Do not use steel wool or rough sponges.
 - Empty full vacuum cleaner bag.
 - Set thermostat to black mark (at 2).
 - If no guests follow: Turn heating knob in fuse box in hallway to 1, close blinds, draw curtains, close room doors (less heat loss in winter).
 - Put the house key back into the KeySafe at the rear exit and close it (close, turn the knob back, push the reset button down).
-



Remove inflammable objects from Stone floor surrounding stove

- 1) Open smoke outlet (set it vertically)
- 2) Layer the logs crosswise, place 1-2 lighting aids on top of the logs, do not put paper or cardboard in the stove
- 3) Ignite the fire and close the glass door tightly
- 4) Pull out the knob two times and push it back
- 5) Open the lower flap fully with the middle handle, make sure that the ash container is in the compartment, close the flap after approx. 5 minutes
- 6) Move slider to the right
- 7) At the end of your stay, with cooled and ember-free furnace, remove ash in furnace through the ash grate into the ash compartment, pull out the ash compartment and dispose of the ash on the compost

Cleaning order & invoice

Billing address of guest:

Cleaning by:

Simona Rogantini
Via Pietro Nenni 12
I-23020 Prata Camportaccio

Email address & phone number of guest :

simonarogantini@hotmail.it
+39 339 83 87 500

Apartment: ground floor upper floor

Departure date: _____

Comments:

Please complete this document and leave it on the dining table.

.....

Below: *will be filled in by Simona*

CHF 36.80/hour x _____ amount of hours = _____

Transfer within 20 days to the following account: Simona Rogantini, I-23020 Prata Camportaccio
Postfinance IBAN CH 23 0900 0000 1609 5755 5